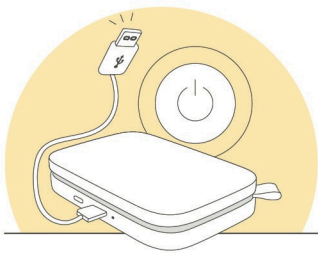


HP Sprocket | Pocket-Sized Photo Printer Packed with Fun | \$89

Amazon & SprocketPrinters.com

## SETUP INSTRUCTIONS



### Charge & Power On:


Connect the USB cord to a power source, then press and hold the power button on the printer



### Load Paper:


Take off the top cover and insert photo paper into the paper compartment.

*Note: Make sure the blue Smartsheet is on the bottom of the stack, barcode and logo facing down. Be sure to hold the paper by the edges to avoid leaving fingerprints on the top of the paper.*



### Get the App:

Download the free HP Sprocket app (iOS & Android) on your smart device & follow setup prompts.



### Personalize & Print:

Once photo gallery or camera is connected, use the app to personalize and print pics

## SUGGESTED FEATURES TO TEST

### Expert Editing & Fun Features: Personalize a photo with the editing features within the app

Select a photo ► Press the pencil tool in the top right corner ► Customize with filters, text, borders, stickers and more. Printing a photo from a birthday celebration? Add a birthday sticker or two and a celebratory border!

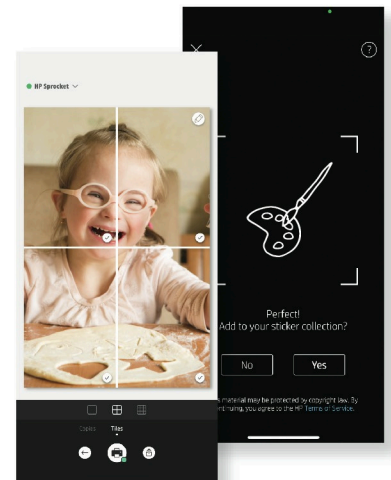


### Custom Stickers: Add your drawings/doodles to your photos

Create a drawing/doodle on blank paper ► Open the Sprocket app ► Select a photo ► In the Edit menu, tap the smiley face to open Stickers ► Select the "+" in the bottom-left corner ► Fill the frame with your drawing ► Tap the screen to save ► Your drawing will be saved to the Custom Sticker Gallery ► Add to your photo!

### Tiles Printing: Stretch a single image across multiple prints to achieve any size

Select a photo ► Switch from "Copies" to "Tiles" at bottom ► Select preferred tile layout



## TECHNICAL SPECS & KEY FEATURES

Lightweight travel-friendly, and features tear-resistant, waterproof, and fade-free prints that are instantly dry-to-the-touch!

- **Size:** 3.15 x 4.63 x 0.98 in
- **Weight:** 0.38 lbs
- **Prints:** 2"x 3" glossy, sticky-backed photos
- **Photo quality:** 313 x 400 dpi
- **Standard connectivity:** Bluetooth
- **Power source:** USB cable
- **Includes:** 10 photo papers
- **Available in 4 colors:** Luna Pearl, Noir, Blush and Lilac
- **ZINK technology**
- **Power on/off button**
- **Connection indicator light**
- **Lightweight/Travel-friendly**

## ABOUT ZINK (ZERO INK TECHNOLOGY):

### Uses Zero Ink

No toner, ink cartridges or ribbon replacements required! Simply print in one swift pass

### Friendly on Your Wallet & the World

This tech is economical, environmentally friendly, and easy to use – you only have to replace the paper and won't contribute to ink cartridges in landfills!

### The Color is in the Paper:

All the colors required for printing images or text are embedded in the ZINK paper itself – each sheet of photo paper is embedded with 100 billion dye crystals capable of creating any color

- **How?** Through the electronically controlled thermal printhead with hundreds of tiny heating elements, dye crystals are melted to create color

### Provides Portability:

With no cartridges or ribbons to house, this printer is incredibly compact & travel-friendly

### Durable Photo Paper:

ZINK photo paper is waterproof, tear and smudge resistant, and adhesive-backed

## FAQ



### Can I purchase other photo paper?

The HP Sprocket only supports HP ZINK Photo Paper. Photo paper refills can be purchased via [SprocketPrinters.com](https://SprocketPrinters.com) or Amazon. Choose from a 20 pack, 30 pack, 50 pack or 100 pack of photo paper

### How long does one print take?

As fast as 30 seconds. Do not touch or tug the print until it ejects completely.

### Can I only use the printed photos as stickers?

Once your photo has been printed, you can choose to use it as a "traditional" photo print, keeping it as-is, or use it as a sticker, peeling the backing of the photo paper from any corner and sticking it to any creation or object you'd like.

### What should I do if my paper gets jammed?

Restart the printer – it should detect the jam and start the paper ejection process. To help avoid jams, do not exceed the paper tray capacity (10 sheets plus one blue Smartsheet).



[SprocketPrinters.com](https://SprocketPrinters.com)